

Ludwig 



DRUMS, HARDWARE & ACCESSORIES

The Ludwig Sound:

Born in Chicago, Refined in Monroe.



To me, Ludwig was always one of the few companies that created drums that had character; a certain 'throaty' characteristic, that feels friendly and fun to play. In short, Ludwig drums make you want to play them.

Today, Ludwig is a 'heritage' name. The heritage is preserved through a commitment to return to the quality that is part of their legacy. Ludwig got my attention by making gear today the way they did in the 'gilded age' of drums.

They've preserved the 'Ludwig Sound' that I've come to know for many years, through versatile instruments with a wide, easy tuning range that sound great out of the box. That characteristic Ludwig Sound is in both the Legacy and Classic Maple drums; though they are two completely different-sounding instruments.

That is very appealing to me, but then they did one better: with the flexibility of new Atlas hardware. They are the comeback kid, and I applaud them for that!

- Vinnie Colaiuta



Photo Courtesy of Robert Downs

Contents:

Ludwig USA	
Legacy	3 - 8
Classic Maple	9 - 16
LCG	17 - 18
Keystone	19 - 24
Vistalite	25 - 27
Special Edition	
Club Date	28
Breakbeats	
	29 - 30
Epic	
	31 - 34
Element	
Element Birch	35 - 36
Element	37 - 38
Accent	
	39 - 40
Ludwig Snare Drums	
	41 - 48
Atlas Hardware	
Atlas Pro	53 - 56
Atlas Classic	57 - 58
Atlas Standard	59 - 60
400 Series	64
Atlas Parts Index	61 - 62
Accessories	
	61 - 64



LEGACY



The Foundation of the Ludwig Sound

The shell that made us famous: Warm, Focused Tonalit. Extended Low-Range with Controlled Sustain. Wide tuning range; performs well at high and low tunings.



“Ludwig drums have a 'thing'; a uniquely warm, open, articulate 'thing'. That 'thing', along with the new Atlas hardware, gives them a classic, versatile and dependable vibe. I want that 'thing', so my only choice is Ludwig.”

MATTHEW BILLINGSLEA
- TAYLOR SWIFT



Legacy Exotic LCG Kit featuring Oliveburst lacquer over African Black Limba veneer. Includes 7x10", 8x12", and 9x13" Toms, 14x16" and 16x18" Floor Toms, and 18x22" Bass Drum, 6.5x14" Supraphonic (LM402,) and 5x15" Black Magic (LW0515.)

LEGACY

The Essentials.

Launched in 1923, Ludwig and Ludwig's original 3-ply shell formula was touted as being built "...in accordance with the recognized correct principles used in the manufacture of airplanes." This classic construction evolved into a sound that captured the attention of generations of drummers.



Legacy Classic LCG Kit featuring NEW Vintage White Marine Pearl WrapTite finish. Includes 8x12" and 9x13" Toms, 16x16" and 16x18" Floor Toms, two 14x22" Bass Drums, a 6.5x14" Hammered Black Beauty (LB417K,) and Atlas Classic Hardware.



Shell info:
1/16" Maple Outer Ply, 1/8" Poplar Core Ply, 1/16" Maple Inner Ply with 1/4" Solid Maple Reinforcement Rings

Bearing Edge:
Outer 1/8" radius roundover, with 30 Degree Inner Bevel



Legacy Classic LCG Kit featuring NEW Blue/Olive Oyster WrapTite finish. Includes 8x12" Tom, 14x14" Floor Tom, 14x20" Bass Drum, 5x14" snare, and Atlas Classic Hardware.

“Ludwig was always what you would hear on classic albums, and that was reason alone to make me want to play it. I find now, though, that my Legacy kit sounds so ‘right’ it inspires me to play beyond myself, and that’s when you know you have the right gear.”

MATT FLYNN - MAROON 5



LEGACY

Variety in Volume:

Through the vast number of shell sizes and options available through the Ludwig Configuration Generator, only Ludwig offers the ability to custom create a personalized instrument to either vintage or modern spec. See page 17-18 for details.

Legacy Classic LCG Kit featuring NEW Brass Oyster Glass Premium WrapTite finish with optional brass-plated hardware*. Includes 10x13" Tom, 16x16" and 16x18" Floor Toms, 14x26" Bass Drum, a 5x14" Chrome/Brass Snare (LB400BBTWM,) and Atlas Pro Hardware.



FLOOR TOMS

Depth	Diameter	Model
12"	14"	LLF324
14"	14"	LLF344
13"	15"	LLF335
14"	15"	LLF345
13"	16"	LLF336
14"	16"	LLF346
16"	16"	LLF366
16"	18"	LLF368

SNARE DRUMS

Depth	Diameter	Model
5"	14"	LLS354
6.5"	14"	LLS364

LEGACY

COMPONENT GRAPH

TOMS

Depth	Diameter	Model	Depth	Diameter	Model
7"	10"	LLT370	10"	14"	LLT304
8"	10"	LLT380	11"	14"	LLT314
9"	10"	LLT390	12"	14"	LLT324
8"	12"	LLT382	13"	14"	LLT334
9"	12"	LLT392	14"	14"	LLT344
10"	12"	LLT302	12"	15"	LLT325
11"	12"	LLT312	13"	15"	LLT335
9"	13"	LLT393	14"	15"	LLT345
10"	13"	LLT303	13"	16"	LLT336
11"	13"	LLT313	14"	16"	LLT346
12"	13"	LLT323	16"	16"	LLT366

BASS DRUMS

Depth	Diameter	Model
12"	18"	LLB328
14"	18"	LLB348
16"	18"	LLB368
14"	20"	LLB340
16"	20"	LLB360
18"	20"	LLB380
14"	22"	LLB342
16"	22"	LLB362
18"	22"	LLB382
20"	22"	LLB302
14"	24"	LLB344
16"	24"	LLB364
18"	24"	LLB384
20"	24"	LLB304
14"	26"	LLB346
16"	26"	LLB366

I have to feel a connection with the drums I play. It's not just hitting hard and making a sound; it's about letting the tone, feel, and response of the drums resonate to the point that you feel it move you to another place. It's about letting the drums speak for you and feeling them speak back. That is the connection I feel with my Ludwig Legacy drums.


JOEY KRAMER - AEROSMITH



CLASSIC MAPLE

A Custom Solution for the Discerning Player

Classic Maple LCG kit w/Poly-Glass lacquer finish over NEW Fumed Eucalyptus exotic veneer. Includes 8x10", 9x12", 10x13", and 11x14" toms, 16x16" and 16x18" floor toms, and two 18x24" bass drums, 5.5x14" snare, and Atlas Pro Hardware.



“The music I play is very demanding. Ludwig meets all of my demands.”

DAVE LOMBARDO - SLAYER/PHILM



Classic Maple LCG Kit featuring NEW Aquaburst Poly-Glass lacquer finish. Includes 8x8", 8x10", 8x12", 9x13" Toms, 14x15" and 16x16" Floor Toms, 18x22" Bass Drum, 5x14" Snare, 5x15" Black Magic (LW0515), and Atlas Pro Hardware.

CLASSIC MAPLE

From Hollywood to FAB...

Whether you are looking to re-create history or make some yourself, Classic Maple can be configured to fit any playing style, sound, or look.



Shell info:

7-ply, 6mm North American Maple (three-ply core panel laminated in a horizontal/vertical/horizontal grain, bonded between inner and outer two-ply panels through proprietary RFST molding.)

Bearing Edge:

Cut to a 45-degree angle within 1/16" from the outside edge, then hand-sanded to the craftsman's touch to assure a smooth, even, flat surface for easy head seating.

Classic Maple LCG "Hollywood" Kit featuring NEW Golden Slumbers Poly-Glass lacquer finish. Includes 8x12", and 9x13", Toms, 16x16", Floor Tom, 14x22" Bass Drum, 5x14" Jazz Festival Ltd. Snare (LS401XX1QS.) and Atlas Classic Hardware.



Classic Maple LCG "Jazzette" Kit featuring NEW Burnt-Natural Poly-Glass lacquer finish. Includes 8x12" tom, 14x14" Floor Tom, 14x22" Bass Drum, 5x14" Snare Drum, and Atlas Classic Hardware.



“Ludwig drums are the sound of rock and roll.”

PATRICK CARNEY
- THE BLACK KEYS

CLASSIC MAPLE

Ready to Play

Classic Maple MTS MOD-22 Kit in Natural Poly-Glass lacquer finish (L8424AX0N) with 6.5x14" Hammered Black Beauty (LB417KT) Snare Drum, and Atlas Pro Hardware.



Pre-Configured Shell Packs:

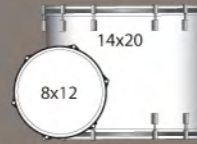
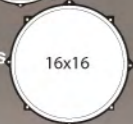
Ludwig now offers three Classic Maple shell packs featuring the most-requested tom/floor/kick sizes and options; readily-available for quick delivery in four of our most popular finishes. See your local Ludwig Dealer for details.



MOD-22 (L8424AX)

Pre-Configured Features:

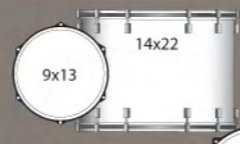
- Mini-Classic Lugs
- Elite Bass Drum Spurs
- Virgin Kick Drum
- A.T.L.A.S. Mounts and new Cast Badge
- Clamps
- Tom Holders



DOWNBEAT (L8303AX)

Pre-Configured Features:

- Mini-Classic Lugs
- Elite Bass Drum Spurs
- Virgin Kick Drum
- A.T.L.A.S. Mounts and new Cast Badge
- Clamps
- Tom Holders



FAB-22 (L8323AX_WC)

Pre-Configured Features:

- Classic Lugs
- Virgin Bass
- Elite Bass Drum Spurs
- A.T.L.A.S. Mounts and new Cast Badge
- Clamps
- Tom Holders



Sky Blue Pearl (52)



White Marine Pearl (0P)



Natural Maple Lacquer (0N)



Red Sparkle (27)



Classic Maple MTS DOWNBEAT Kit in Red Sparkle WrapTite finish (L8303AX27) with 6.5x14" Hammered Black Beauty (LB417KT) Snare Drum, and Atlas Pro Hardware.

CLASSIC MAPLE

Bring it, Build it, Play it:

The Ludwig Configuration Generator gives even more custom options to the player with Classic Maple drums. For the key to the totally personalized Ludwig USA experience, see page 17-18 for details.

Classic Maple LCG featuring Gold Sparkle WrapTite finish and MACH lugs. Includes 9x13" and 10x14" Toms, 16x16" and 16x18" Floor Toms, 14x24" Bass Drum, 5x14" Black Beauty Snare (LB416,) and Atlas Pro Hardware.



FLOOR TOMS

Depth	Diameter	Model
12"	14"	LF824
14"	14"	LF844
13"	15"	LF835
14"	15"	LF845
14"	16"	LF846
16"	16"	LF866
16"	18"	LF868

SNARE DRUMS

Depth	Diameter	Model
6"	12"	LS462
6"	13"	LS557
3.5"	13"	LS555
5"	14"	LS401
6.5"	14"	LS403
8"	14"	LS484

CLASSIC MAPLE COMPONENT GRAPH

TOMS

Depth	Diameter	Model	Depth	Diameter	Model
7"	8"	LT878	14"	10"	LT804
8"	6"	LT886	11"	11"	LT814
8"	8"	LT888	12"	12"	LT824
7"	10"	LT870	13"	13"	LT834
8"	10"	LT880	14"	14"	LT844
9"	10"	LT890	15"	12"	LT825
8"	12"	LT882	13"	13"	LT835
9"	12"	LT892	14"	14"	LT845
10"	12"	LT802	16"	13"	LT836
11"	12"	LT812	14"	14"	LT846
9"	13"	LT893	16"	16"	LT866
10"	13"	LT803			
11"	13"	LT813			
12"	13"	LT823			

BASS DRUMS

Depth	Diameter	Model
14"	18"	LB848
16"	18"	LB868
14"	20"	LB840
16"	20"	LB860
18"	20"	LB880
14"	22"	LB842
16"	22"	LB862
18"	22"	LB882
20"	22"	LB802
14"	24"	LB844
16"	24"	LB864
18"	24"	LB884
20"	24"	LB804
14"	26"	LB846
16"	26"	LB866

I found my sound with Ludwig -or I should say Ludwig's sound found me- with my first set (a '64 Blue sparkle Super Classic.) Ludwig is making better drums today than ever; I still get the same buzz now sitting behind my new custom kit as I did with my first one as a kid! Find your sound with Ludwig and join the Family...you'll be in great company!

JASON SUTTER - MARILYN MANSON





Tradition, Craftsmanship, and Visionary Excellence.

These are the values at the center of the Ludwig legacy. With these values comes a commitment as true as the care and pride that goes into each drum, hand-crafted at Ludwig's manufacturing facility in Monroe, North Carolina.

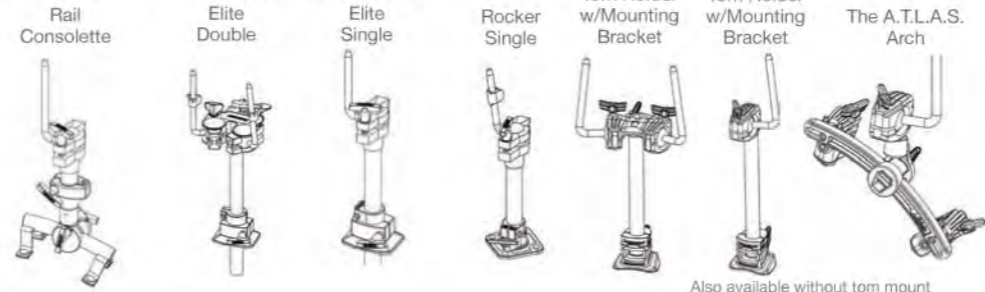
Every Ludwig USA drum is a custom drum; hand-crafted to-order at our plant in Monroe, NC. A myriad of custom options from the Ludwig Configuration Generator are incorporated into each drum straight from the player; and are brought to life with the shell as its focal point. Available on all Legacy and Classic Maple configured/component drums from Ludwig USA.



The complete Ludwig Configuration Generator Ordering Guide is available for download here



Bass Drum Tom Mount:



Also available without tom mount

Additional Options:



Shells:

The principle element in the Ludwig Sound is in our shells. Utilizing a process refined through a century of drum making, Ludwig drum shells begin with hand-selected, cross-laminated veneers and are crafted in-house with stark attention to detail, precision, and quality.

CLASSIC MAPLE LEGACY CLASSIC MAPLE EXOTIC LEGACY EXOTIC



Classic Maple Standard 7-ply
 Legacy Classic 3-ply w/Solid Reinforcement Hoops
 Classic Maple Exotic 10-ply w/lacquered veneer finish
 Legacy Exotic 3-ply w/lacquered veneer finish & Solid Reinforcement Hoops



To increase stability through out the drum, all Ludwig USA shells are produced using Radio Frequency Shell Technology. Using a process involving our original bladder molds, R.F.S.T.'s unique bonding system -combined with a specialized, time-tested adhesive- cures each shell evenly over the entire surface of the shell. This process is truly a principal ingredient in creating the "Ludwig Sound" in every shell we make.

Sizes:

6" to 26" in a variety of depths.

Finish:

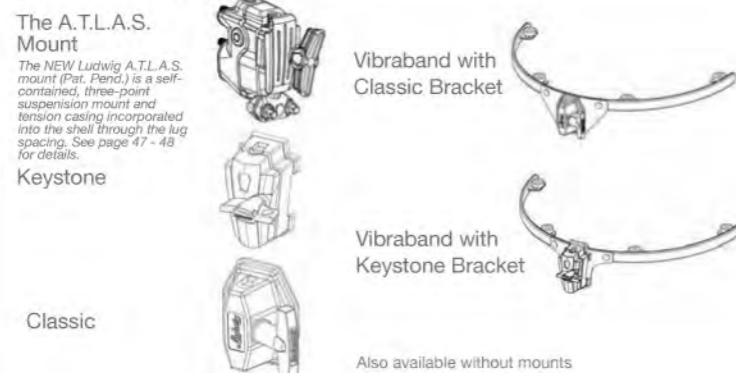
Hand-Finished Poly-Glass* Lacquer or WrapTite Sparkles and Pearls

* New Poly-Glass Lacquer Finishes: Developed in Italy in cooperation with Steinway Piano, this all new process produces a stunning, furniture-grade gloss finish that is 30% more durable without sonic or tonal impact.

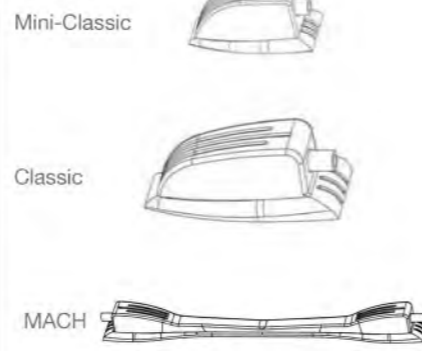
Bass Drum Spur:



Mounting Options:



Lugs:



Heads:



Hand-Made in the USA since 1959 in a choice of thicknesses and textures, Ludwig WeatherMaster Heads feature our exclusive Headlock System, and Low-profile collar for even tuning and high-impact durability.

Claw Hook:

NEW Classic Cast A tribute to Ludwig's original stamped metal claw, but solid cast and fully isolated from hoop contact with a heavy molded gasket.

Standard Cast Cast claw with Ludwig's characteristic 3-line design with felt isolators to protect bass drum hoop finish.



Badge:

NEW Keystone Cast Legacy Keystone



Legacy Exotic:

African Black Limba:



Australian Lacewood:



Classic Maple Exotic:



Waterfall Bubinga - 53



Birdseye Maple Natural - 50



Quilted Makore' - 68



Fumed Eucalyptus - FE

Classic Maple Natural Finishes:



Premium WrapTite Finishes:



WrapTite Sparkle and Pearl Finishes:



The Power of Wrap-Tite
 Ludwig's new exclusive adhesion process assures a permanent bond between shell and finish, and has been tested to withstand warping and separation at temperatures of over 200 degrees.

KEYSTONE USA

A Bold New Twist on the Classic Ludwig Sound.

Punchy, high-volume cut with quick, even decay. Immediate response under high-impact play at lower tunings.



“

We have two complete touring rigs on the road right now, and I'm loving the Keystone kits we have on each one. The kick and toms hardly need any EQ at front of house, it feels like the EQ is naturally built-in! BEEFY!

PATRICK WILSON - WEEZER

”



New Keystone UpBeat Kit in Granite Glitter (LK7203KXGM) with 5x14" Chrome-over-Brass Snare (LB400BBTWM) with Atlas Pro Hardware

KEYSTONE USA

Made in Monroe, NC, USA - Keystone Series is made under the same strict quality and structural standards as all Classic Maple and Legacy drums. A perfect balance between high-volume cut and subtle articulation is achieved for the live music drummer, putting a modern twist on a century of custom American drum making.

New Keystone ProBeat Kit in ShamPayne Sparkle (LK7243KXSP) with 8x14" Snare (LKS784XXSP) 16x18" Floor Tom (LKF768XXSP) and Atlas Pro Hardware



New Keystone UpBeat Kit in Galaxy Bronze (LK7203KXGB) with 6.5x14" Snare (LKS764XXGB) with Atlas Pro Hardware




New Keystone PowerBeat Kit in Red Oyster (LK7323KXRP) with 9x13" Tom (LKT793XXRP) 16x18" Floor Tom (LKF768XXRP) 6.5x14" Hammered Black Beauty Snare (LB417KT) and Atlas Pro Hardware

KEYSTONE USA



New Keystone PowerBeat Kit in Apple Glass (LK7323KXAG) with 7.5x10" Tom (LKT770XXAG,) 16x18" Floor Tom (LKF768XXAG) 8x14" Snare (LKS784XXAG) 17x22" Bass Drum (LKB772XXAG) and Atlas Pro Hardware



UpBeat (LK7203KX)

ProBeat (LK7243KX)

Shell info:
Five-Ply Shell:
Three-ply Classic Maple core with 1/16" inner and outer plies of American Red Oak.

Bearing Edge:
Dual 45-degree inner/outer with slight roundover at the apex

Keystone's 5-ply combination of a Classic Maple three-ply core between inner and outer 1/16" plies of American Red Oak creates a thin, dense shell that speaks loudly with quick, even decay. To draw further resonance from this unique hybrid, the dual 45-degree bearing edge is pulled to the center of the shell to seat perfectly into the head.

KEYSTONE USA


MADE IN THE USA

COMPONENT GRAPH

BASS DRUMS			FLOOR TOMS (w/ATLAS Mount)			TOMS (w/ATLAS Mount)			SNARE DRUMS		
Depth	Diameter	Model	Depth	Diameter	Model	Depth	Diameter	Model	Depth	Diameter	Model
15"	20"	LKB750XX	14"	14"	LKF744XX	9"	13"	LKT793XX	6.5"	14"	LKS764XX
17"	22"	LCB772XX	16"	16"	LKF766XX	8"	12"	LKT782XX	8"	14"	LKS784XX
14"	24"	LKB744XX	16"	18"	LKF768XX	7.5"	10"	LKT770XX			

“The keystones caught my ear the first time I heard them. Sitting behind the kit, they sound like I want them to at front of house, they're just a treat to play.”

JON "BERMUDA" SCHWARTZ
- "WEIRD" AL YANKOVIC



1 NEW! The A.T.L.A.S. Mount:
All Keystone rack and floor toms now come standard with the Ludwig ATLAS mount; a self-contained mounting platform that reduces shell hardware by incorporating three points of suspension and a tom bracket into the lug spacing.

2 NEW! Solid-Cast Brass Badges:
Made in the USA from recycled trumpet brass, Keystone's new cast badge is a bold statement of Ludwig craftsmanship.

3 NEW! Keystone Claw w/Full-width wrap kick hoops:
Cast to fit the look of the unique Keystone lug, and contoured to the exact shape of our new 12-ply Maple hoop.

4 NEW! 12.7mm Mounting Arm and Floor Tom Legs:
This thicker mounting post offers increased stability and adaptation with other Atlas mounting accessories for increased set-up flexibility.

5 Keystone Lugs:
A low-mass, bridge-style lug with classic Ludwig features, updated with sleek styling for maximum performance.

6 Ludwig USA:
Heavy-coated batter heads.

Finishes: WrapTite Finishes



Vistalite

The Sound Remains The Same

Unrestrained and powerful, Vistalite's legendary no-overtone attack makes a solid visual and sonic statement for the touring drummer.



On our SOLD OUT summer tour, my Clear vistalite rig was the crown jewel of the stage. Anyone playing this stunning kit will instantly feel like a rock star!

Scott Underwood - Train



Vistalite Zep Set (L8264LX38) in Clear acrylic w/6.5x14" Acrolite Classic snare (LM403C) and Atlas Pro Hardware.

Vistalite



Vistalite Kit in Blue Acrylic with 16x22" Kick, 8x10", 8x12", and 9x13" toms, 16x16" and 16x18" floor toms, 5x14" snare, and 4x14" Supralite snare (LW0414SL) w/Atlas Pro Hardware.



Shell info:
Reinforced Seam
Molded Acrylic.



Bearing Edge:
45-degree inner
bearing edge with
slight outer bevel

“

What I find appealing about the Club Date kit is it has the vintage Ludwig look and sound, and it's built with today's superior craftsmanship and attention to detail. The snare has a great crack to it, the toms are booming and the bass drum has that satisfying big thump!

BUN E. CARLOS
- LUDWIG LEGEND

”



Club Date SE



Club Date SE Fab3 Shell Pack in Cavern Blue Oyster (LR322FXBO) w/6.5x14" Hammered Supraphonic Snare (LM402K) and Atlas Standard Hardware



Snare Shell info:
Bass and Toms-
6-ply Cherry/
Gumwood hybrid,
Snare 4 ply with
reinforcement rings



Snare Bearing Edge:
Full Roundover



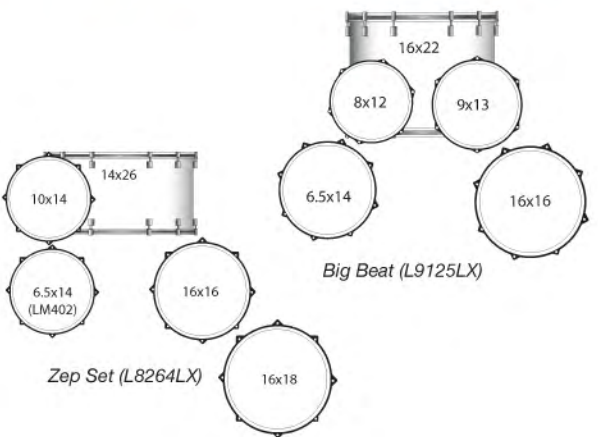
Shell info:
Bass and Toms-
6-ply Cherry/
Gumwood hybrid,
Snare 4 ply with
reinforcement rings



Bearing Edge:
Full Roundover



Finishes:



- Choice of Classic or Mini-Classic Lugs
- Classic Brackets/Vibrabands*
- Blue/Olive Badges

Vistalite COMPONENT GRAPH

FLOOR TOMS			TOMS		
Depth	Diameter	Model	Depth	Diameter	Model
14"	14"	LF944V	8"	10"	LT980V
16"	16"	LF966V	8"	12"	LT982V
16"	18"	LF968V	9"	13"	LT993V
			10"	14"	LT904V

SNARE DRUMS			BASS DRUMS		
Depth	Diameter	Model	Depth	Diameter	Model
5"	14"	LS901V	16"	22"	LB962V
6.5"	14"	LS903V	14"	24"	LB944V
			14"	26"	LB946V



- Classic Dual-Tension Lugs
- Rail Console Tom Mount
- "Gullwing" Bass Drum Spurs
- Five Colors Available

Pre-Configured Shell Packs:



Available Snare Drums:



5x14" (LRR54S, shown in Olive Sparkle [LV])
6.5x14" (LRR64S, shown in White Marine Pearl [OP])

* Features vary by part/outfit number. Please see your Ludwig Dealer for details.



BE A VOICE.



I wanted to build a device that was apartment-friendly and compact for the street musician; but also something that was quality-sounding. A gritty, raw, 'Break-able' kit for gigging in clubs that you can fit in a cab. Breakbeats by Questlove does it all.

AHMIR "QUESTLOVE" THOMPSON
- THE ROOTS



Sound:

Punchy and focused with light, low-end power.

Designed with the city in mind, the all new Breakbeats by Questlove mobile drum kit is a vital solution for the modern urban drummer. The creation of Grammy Award-winning drummer/producer Ahmir "Questlove" Thompson, Breakbeats' compact footprint packs a solid punch for sculpting grooves in tight spaces. Fusing low-end kick punch with focused tom and snare midrange, Breakbeats by Questlove plays like a full-sized kit and is perfect for gigs, rehearsal, or crafting beats on the fly.

Finishes:

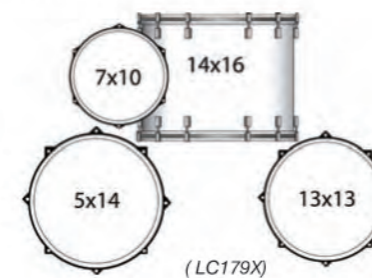


Black Gold Sparkle (016)



White Sparkle (028)

Available Packages:



Shell info:
9-ply Wrapped Poplar Shell

1 Stackable and portable.

2 Velvet storage bags included for dust/moisture protection. Instantly changes volume and tone by draping each bag over each drum.

3 14x16" bass drum w/ included kick lift



EPIC

Mammoth Sound. Huge Options.
Small Price-Tag. Be Epic.

Epic Series Power Kit in Natural Birch w/Smokey-Chrome Hardware
(LCEP22RXNB) w/added 7x8" (LCEP278TNB) 14x14" (LCEP244FNB) and
18x22" (LCEP282BNB) component drums, 8x14" (LCEP284SNB) Snare Drum



Epic Series Euro Kit in Celestial Blue lacquer w/Smoky Chrome Hdwr. (LCEP22EXFB) with Atlas Standard Hardware



Epic Funk Kit in Oliveburst Laquer w/Vintage Bronze Hardware (LCEP22FXOD) with Atlas Standard Hardware

EPIC



Epic Power Kit in Natural/Blackburst with Vintage Bronze Hardware. (LCEP22RXNB) With Atlas Standard Hardware



Shell info:
Thin 7-ply Shell (2-ply Birch Inner, 3-ply Maple Core, 2-Ply Birch outer)



Bearing Edge:
45-degree inner edge with slight outer bevel

Hi-Gloss Lacquer Finishes:



Celestial Blue (FB) w/Smoky Chrome Hardware



Natural Birch (NB) w/Smoky Chrome Hardware



Transparent Black (TB) w/Smoky Chrome Hardware



Natural Blackburst (BB) w/Vintage Bronze Hardware

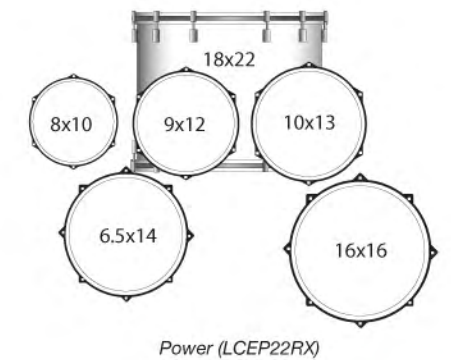
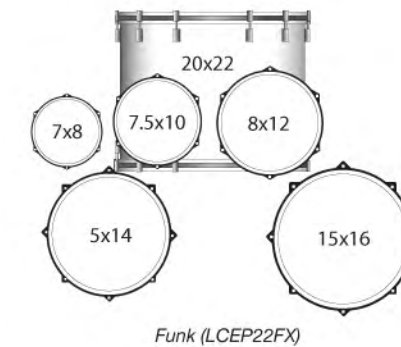
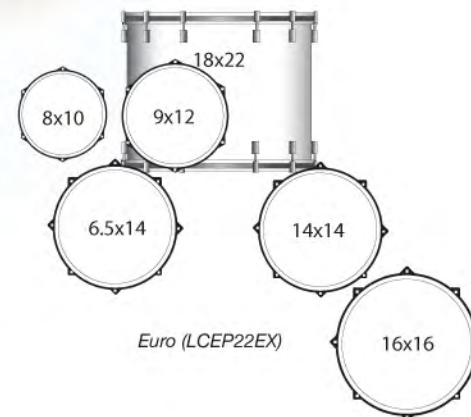


Mahogany Burst (MF) w/Vintage Bronze Hardware



Oliveburst (OD) w/Vintage Bronze Hardware

Available Shell Packs:



Epic Series' cutting tone strikes a rich, vibrant balance between subtlety and sonic punishment. Using a unique hybrid of Maple and Birch, Epic's ultra-thin 7-ply shell produces a wet, powerful sound that is best-suited to high-volume situations. Boasting a fresh alternative for the new pro in need of reliable gear, Epic Series now evolves further to include expanded tonal choices and new customized options.



1 High-Gloss Lacquer Finish

2 Keystone Lugs
Low-mass, bridge-style lug with classic Ludwig features, updated with sleek styling for maximum performance.

3 Remo Drum Heads

4 2.3mm Snare Hoops, 2mm Tom Hoops

5 Vibra-Band Tom Mounts

6 Custom-Plated Hardware Finishes

The Brick (LCEP074S)

Lacquered 20-ply, 15mm thick, 7x14" all Birch shell w/2.5mm triple-flanged hoops and separate tension Keystone lugs. Earning its name for its sheer weight, the Epic Brick's Birch shell delivers tight focus and articulate play at high-volumes. Features 2.5mm triple-flanged hoops and separate tension Keystone lugs. Available in Natural Birch.



ELEMENT BIRCH

Sound:

Deep, open resonance with wet, top-end projection. Complex overtones with subtle sustain.

Element Birch Drive Configuration in Deep Redburst (LCB522FSD) with Atlas Pro Hardware.

100% Birch shells, two five-piece configurations (and one Specially-Priced 4-pc. kit.) and high-end features like gorgeous high-gloss lacquer finishes expand tonal and visual pallet for the up-and-coming player. With all the choices available for next-level gear, Element Lacquer drums deliver pure tone, durable functionality, and the right custom touches. All the pieces are in place; all that remains is you.



Element Birch Pop Configuration in Rooftop Natural (LCB522FXMO) with Atlas Classic Hardware

High-Gloss Lacquer Finishes:



Deep Brownburst (MW)



Deep Redburst (SD)



Satin Black (SB) (non-transparent)

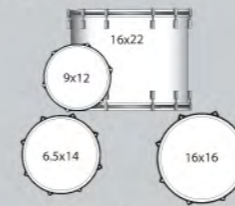


Rooftop Natural (MO)

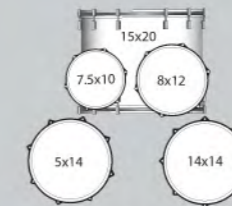


Sunburst (SR)

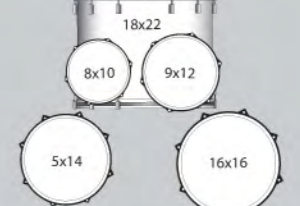
Available Shell Packs:



Icon (LCB422EX)




Drive (LCB520FX)



Pop (LCB522PX)



Shell info:
Marbled Birch 6-ply toms, 8-ply Bass and Snare shells



Bearing Edge:
45-degree inner bearing edge with slight outer bevel

ELEMENT BIRCH ADD-ON GRAPH

LCB178T	ELEMENT 7X8" ADD-ON TOM
LCB180T	ELEMENT 8X10" ADD-ON TOM
LCB144F	ELEMENT 14X14" ADD-ON FLOOR TOM
LCB182B	ELEMENT 18X22" ADD-ON BASS DRUM

ELEMENT

Step Up to the Next Level.

Don't settle for just another "beginner kit." Element's new complete drum package offers a gig-ready kit with everything needed to fuel the fire in the step-up drummer. Featuring hand-made, select hardwood shells for solid, powerful tone, 400 Series Lite double-braced stands, and new B8-Alloy Elements Cymbals. Element Series keeps it all together, without compromises.

Element Icon drum set in Wine Red Sparkle (LCF42R025) with included hardware and cymbal pack

Sound:

Big, open tone, with solid low overtone.

Finishes:
Four New, Completely
Dazzling Sparkle Wraps

Black Gold Sparkle (016)

Wine Red Sparkle (025)

Azure Blue Sparkle (023)

White Sparkle (028)

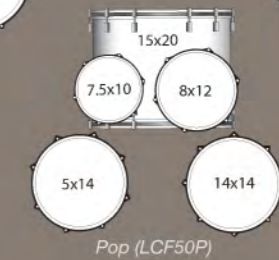
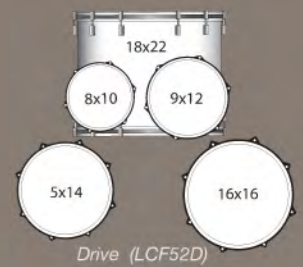
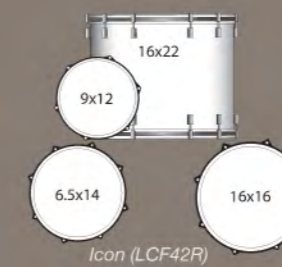


Element Icon drum set in White Sparkle (LCF42R028) with included hardware and Elements cymbal pack

- 1 Durable Sparkle Wrap Finishes
- 2 Elements 13"/15"/18" Cymbal Pack
Using *B8 Bronze alloy, NEW Ludwig Elements Cast Bronze Cymbals offer tone, projection, and durability superior to other "entry-level" cymbals, and now come standard with Element Series drum packages.
- 3 Keystone Lugs
- 4 Hardware and Throne Included



Available Packages:



Shell info:
Selected Hardwood
6-ply toms, 8-ply
Bass and Snare shells



Bearing Edge:
45-degree inner
bearing edge with
slight outer bevel

*Elements' 13" hi-hat cymbals include a B8-Alloy top cymbal, and a brass bottom cymbal. An excellent pair for defined hi-hat accents and articulate play.

ACCENT

A Solid Foundation, Right from the Start.



Introducing the NEW Accent Series Complete Drum Package




Finishes:



Black (1)



Wine Red (4)



White w/Black Hardware (8)



Deep Blue (9)

NEW Accent Power Plus Kit (LC17611) in NEW Black Sparkle Wrap. (Available only in New Black Sparkle Wrap (#11).)

An all-new, all-inclusive, outside-the-box drum set package, Accent's upgraded features create a solid foundation for a lifetime of drumming at an affordable price!



Accent Fuse Set-Up in Metallic Deep Blue (LC1709)



Shell info:
Selected Hardwood 6-ply



Bearing Edge:
45-degree inner bearing edge with slight outer bevel



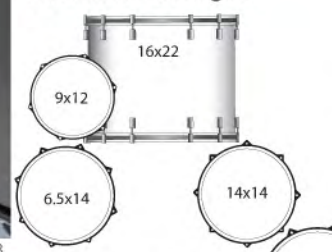
1 Complete w/Cymbals (13" Hi-Hats and 16" Crash) hardware, and Throne
2 Durable, Wrapped Finish.



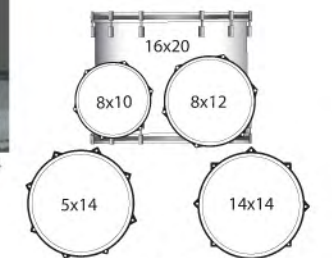
3 Telescoping Bass Drum Spurs
4 Classic Micro-Lugs



Available Packages:



Power-Plus Set-Up (LC17611)



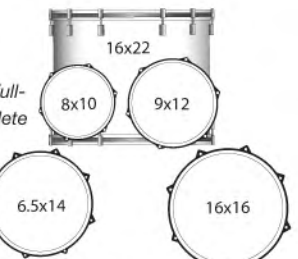
Fuse Set-Up (LC170)

Accent Power-Plus Set-Up (Available only in Black Sparkle Wrap.)

New for 2013, Accent's new Power Plus configuration offers an upgraded, upscale, and more modern approach to the drum set.

Accent Drive Set-Up

The Drive configuration is a full-sized, totally playable, complete drum set package.



Drive Set-Up (LC175)

Accent Fuse Set-Up

The Fuse configuration is scaled-down slightly for tighter tone and easier access for younger players.

Outside the Box, a complete drum set assembly, tuning, and playing video tutorial featuring Ludwig artist Jim Riley, is available via the QR Code to get it all started the right way!



USA SNARE DRUMS

USA SNARE DRUMS

A genuine player can never have too many snare drums. As the dominating voice of the drum kit, the snare is most often the defining element to a drummer's personal sound. The Ludwig formula for sonic perfection began when William F. Ludwig -a working drummer- heard the sound of a metal snare drum (an anomaly at the time,) for the first time in 1907. That formula has been honed through the decades by crafting iconic, heirloom-quality snare drums that stand the test of time, and span the tonal spectrum.



SNARE DRUMS



Ludwig USA Metal Snare Drums:

Listen to any hit song from the 60's through today and chances are, you're hearing a Ludwig Snare Drum. Since 1911, Ludwig snare drums have set an undeniable benchmark for quality and versatility. That commitment continues on better than ever today, with a range of sound so vast it could only come from Ludwig. New for 2013, all Black Beauty, Supraphonic, Brass, and Bronze snares now come standard with the original Vintage Keystone badge, capturing the essence of history and pride at the heart of America's original drum maker.

Black Beauty

One of the primary reasons Ludwig is "The Most Famous Name In Drums" is the legendary Black Beauty Snare Drum. The drum is constructed of a single sheet of machine-drawn brass that is spun into a seamless beaded shell, then nickel-plated with a beautifully exquisite finish. A true American original, the Black Beauty provides a warm, round metallic tone that is often imitated, but never duplicated.



(LB417BT)



3.5x13" Black Beauty (LB553B)



5x14" Black Beauty (LB416)



6.5x14" Hammered Black Beauty (LB417K)

3"x13" Black Beauty w/Supraphonic Snares

Smooth Shell, Classic Lugs	LB553B
Smooth Shell, Tube Lugs	LB553BT
Hammered Shell, Classic Lugs	LB553BK

5"x14" Black Beauty w/Supraphonic Snares

Smooth Shell, Imperial Lugs	LB416
Smooth Shell, Tube Lugs	LB416T
Hammered Shell, Imperial Lugs	LB416K
Brass Tube Lugs and Die-Cast Hoops, Millennium Strainer, Brass Hardware	LB416BT

6.5"x14" Black Beauty w/Supraphonic Snares

Smooth Shell, Imperial Lugs	LB417
Smooth Shell, Tube Lugs	LB417T
Hammered Shell, Imperial Lugs	LB417K
Brass Tube Lugs and Die-Cast Hoops, Millennium Strainer, Brass Hardware	LB417BT

Supraphonic

The sound that fueled the most hit recordings in music history, the Ludwig Supraphonic is the performance-proven snare choice of the pros.



(LM402)



(LM400)



6.5x14" Hammered Supraphonic (LM402K)

5"x14" Chrome-Plated Aluminum Shell Supraphonic Snares

Smooth Shell, Imperial Lugs	LM400
Smooth Shell, Tube Lugs	LM400T
Hammered Shell, Imperial Lugs	LM400K
Hammered Shell, Tube Lugs	LB400KT

6.5"x14" Chrome-Plated Aluminum Shell, Supraphonic Snares

Smooth Shell, Imperial Lugs	LM402
Smooth Shell, Tube Lugs	LM402T
Hammered Shell, Imperial Lugs	LM402K
Hammered Shell, Tube Lugs	LM402KT

Chrome-Over-Brass



5x14" Chrome-Over Brass w/Brass Tube Lugs, Die Cast Hoops, and Millennium Strainer (LB400BBTWM)



6.5x14" Chrome-Over Brass w/Brass Tube Lugs, Die Cast Hoops, and Millennium Strainer (LB402BBTWM)

5"x14" Chrome-Plated Brass Shell, Supraphonic Snares

Smooth Shell, Imperial Lugs	LB400B
Smooth Shell, Tube Lugs	LB400BT
Brass Tube Lugs and Die-Cast Hoops, Millennium Strainer, Brass Hardware	LB400BBTWM

6.5"x14" Chrome-Plated Brass Shell, Supraphonic Snares

Smooth Shell, Imperial Lugs	LB40B2
Smooth Shell, Tube Lugs	LB402BT
Brass Tube Lugs and Die-Cast Hoops, Millennium Strainer, Brass Hardware	LB402BBTWM

5"x14" Bronze Shell, Supraphonic Snares

Smooth Shell, Imperial Lugs	LB550
Smooth Shell, Tube Lugs	LB550T
Hammered Shell, Imperial Lugs	LB550K
Hammered Shell, Tube Lugs	LB550KT



6.5x14" Hammered Bronze w/Tube Lugs (LB552KT)

6.5"x14" Bronze Shell, Supraphonic Snares

Smooth Shell, Imperial Lugs	LB552
Smooth Shell, Tube Lugs	LB552T
Hammered Shell, Imperial Lugs	LB552K
Hammered Shell, Tube Lugs	LB552KT

Bronze

A softer, darker alloy generally used for cymbal making, Bronze presents a unique blend of metal snare projection and the warmer tones of a wood drum.



Acrolite

Originally introduced in 1963 as a student drum, the Ludwig Acrolite quickly became the choice of pro players in need of dry, cracking snare tone.



Acrolite Classic 5x14" Snare Drum (LM404C)



Acrolite Classic 6.5x14" Snare Drum (LM405C)

Hammered Brass

Having a similar sonic quality to the Black Beauty but at a higher pitch, Ludwig's 5x14" and 6.5x14" Brass models are hammered using the same process as Ludwig Timpani to expand their playable range. Though each has a similar hammering pattern, no two are exactly alike and vary slightly in tonality. Choose from 5"x14" and 6.5"x14" models.



6.5x14" Hammered Brass w/Tube Lugs (LB422KT)

Ludwig Limited

As the first snare from the modern era to utilize our original 2-pc. shell design, the 1930 "Standard" Model Reissue, Nickel-Over-Brass Snare Drum is a true work of art. This limited, 60-pc. collaboration between Ludwig and Italian goldsmith Adrian Kirchler, The "Standard" incorporates two thin brass sheets that are joined together at the bead and formed into a strong shell.



5x14 Standard Reissue (LB454AKD)

5x14" 1930 "Standard" Model Re-Issue (LB454AKD): Hand-rolled in the Italian Alps by master craftsman Adrian Kirchler, The "Standard" is the first snare from the modern era to utilize our original 2-pc. shell design. Features bead-joined Nickel-plated Brass shell with two hand-engraved Triumphant "Flower" panels. Fitted in the USA with brass-plated die-cast hoops and tube lugs.



L2008 5.5x14" Titanium "Chief" Supraphonic

5x14" Chief Titanium Supraphonic (L2008): Prepared exclusively for Ludwig by drumsmith Ronn Dunnett, this special .35mm titanium shell offers a wide tuning range and crisp, amplified tone. Features R-Class piston throw-off, adjustable air-vent, Imperial Lugs, and a specially minted William F. Ludwig II badge.



I have a lot of choices when it comes to snare drums. Whether it's my vintage Supraphonic, Black beauty, or one of my several Acrolites, they all share the magical sound and the name that inspired me early on ... Ludwig!

JOHN COWSILL - THE BEACH BOYS



SNARE DRUMS



Ludwig USA Wood Snare Drums:

Ludwig's wood snares have remained popular throughout the company's nearly 100-year history, and were the drums that helped establish the fat backbeat and deep grooves of pop and R&B music in the 1970's and 80's.

Legacy

Legacy's 3-ply Maple/Poplar shell lends itself to round, fat tones with a deep low fundamental tone. Legacy snare drums offer thick, focused attack with few overtones. Perfect for classic, centered tonality and available with all LCG customizable options and finishes.



5x15" [LLS455XX50WM] P86 Millennium Strainer

5x15" A unique Legacy Exotic Snare w/extra flavor for the studio player, this 5x15" features a P86 Millennium Strainer, Classic lugs, and Natural Birdseye Maple Veneer with a unique 12-strand snare. Full, low-frequency response with great top-end snap.



Classic Maple Exotic

Ludwig's Exotic Wood snare drum line offers a stunning array of exclusive veneers selected from Steinway Piano. From figured woods like Birdseye Maple and Waterfall Bubinga, to quilted wood like Makore' and Sapele, all Exotic snares feature our 10-ply Maple shell with an outer ply of exotic veneer. LCG Options include tube-style lugs, die-cast hoops, and brass hardware.



African Waterfall Bubinga 6.5x14" Snare w/Brass die-cast hoops, brass tube lugs, brass plated P86 Millennium strainer and butt plate.



American Birdseye Maple 6.5x14" Snare w/Brass die-cast hoops, brass tube lugs, brass plated P86 Millennium strainer and butt plate.



African Quilted Makore' 6.5x14" Snare w/ die-cast hoops, tube lugs, P86 Millennium strainer and butt plate.



Sapele Pomele 6.5x14" Snare w/die-cast hoops, tube lugs, P86 Millennium strainer and butt plate.



Classic Maple

The Classic Maple 7-ply all-maple shell features the clarity and warmth players have come to expect from maple drums, plus the projection and musicality that has maintained Ludwig's reputation for snare drum innovation and excellence. Available in a wide selection of sounds, sizes and styles, from piccolo, standard and deep models. From lacquer, exotic and wrapped finishes, Ludwig Classic Maple snares are the new Classics of today.

Maple Snares:



5x14" [LS401] P86 Millennium Strainer Shown in Champagne Sparkle



6.5x14" [LS403] Shown in Green Sparkle



5x14" [LS560T] Satinwood Finish Shown with Tube Lugs



6x12" [LS462] Shown in Red Sparkle



8x14" [LS484] Shown in White Marine Pearl



6.5x14" Brass die-cast hoops, brass tube lugs, brass plated P86 Millennium strainer and butt plate Shown in Cherry Lacquer Stain

Keystone

To compliment Keystone's high-volume attack and clarity, two snare drum models are now available in Ludwig USA's groundbreaking 5-ply Oak/Maple/Oak shell construction. A choice of seven NEW Wrap-Tite finishes makes them perfect for completing any kit, yet these drums stand on their own in Ludwig's tradition for snare drum excellence. Each comes standard with separate tension Keystone Lugs and our classic P85 strainer.

See page 24 for color options



8X14 Keystone Snare Drum in Apple Glass Glitter [LKS784XXAG]



6.5X14 Keystone Snare Drum in Granite Glitter [LKS764XXGM]



After 40 years of partnership, if it's not broke, don't fix it. Ludwig sound, quality, and support can't be beat. (No pun intended)

ALAN WHITE - 'YES'



SIGNATURE & BLACK MAGIC SNARE DRUMS



BLACK MAGIC

Ludwig pioneered the black-nickel over brass shell concept in the early 1920's, setting a standard that all others would follow. Black Magic Snare Drums bring that signature sound and quality to a whole new playing spectrum, with four models to satisfy any playing situation. Accentuated with matching tube lugs and die-cast hoops, Black Magic snares deliver classic tone that drummers have come to expect from Ludwig.



LW5514

5x14": A standard model for everything from Pop to Jazz, the 5x14" produces pure, articulate snare tone with bright overtones. Also available in 6.5x14" (LW6514)



LW0515

NEW! 5x15": A favorite for the studio pro, the 5x15" snare drum features chrome appointments, triple-flanged hoops, and packs the snap of a standard snare with a wider tonal body.

NEW! Supralite

Ludwig is proud to introduce the all new Supralite series snare drums. Incorporating a mirror-polished, 1.5mm steel shell for bright, cutting attack and fat mid-range overtone, each new Supralite model is touring-grade quality and boasts chrome-over solid brass tube-lugs, 2.3mm triple-flanged hoops, brass snare wires, and a totally accessible price tag.

SUPRALITE SNARE DRUMS



LLW6514SL
6.5x14"



LW5514SL
5.5x14"

Beaded Black Nickel over Brass Shell w/Matching Die Cast Hoops and Tube-Lugs

Beaded steel shell, solid chrome-over-brass tube lugs, 2.3mm triple-flanged hoops, brass snare wires.



LW0814

8x14": Inspired by the Ludwig Coliseum, the new 8x14" is the ultimate in low-bodied power and projection.



LW0713

7x13": Built to focus on tight, crisp projection, the 7" depth on this 13" model adds full-bodied sonic elements to its powerful attack.



LW0414SL
4x14"



LW0515SL
5x15"

SIGNATURE



LW6514JK

The Joey Kramer "Hit Hard" Signature Snare Drum - A tribute to a true drumming icon, Joey's snare features an intricately-engraved 6.5x14" black nickel-over-brass shell. In contrast to the white hardware on Joey's kit, the tube lugs and die-cast hoops are black-nickel plated to match the shell. Hand-signed and limited in production during 2011.



LW6514CM

Corey Miller - Laser-engraved with hand-drawn pieces of his tattoo flash, Corey Miller's snare features a white powder-coated, 6.5x14" steel shell that performs with high-end brightness and power. Features chrome tube lugs and 2.3mm triple-flanged hoops.



LW0414CP

Carl Palmer's "Venus" Signature Snare - A truly-personalized instrument, Carl's "Venus" is crafted for volume and intricate clarity. Its beaded-brass 3.7x14" shell is lacquered green for a stunning look, with brass-plated separate-tension tube lugs and die-cast hoops to offer visual contrast. More than a "Power-Piccolo", each model is hand-signed by this drumming great.



THE A.T.L.A.S MOUNT

AERIAL TOM LUG ATTACHED SUSPENSION

PATENT PENDING

Taking drum placement and tone to new heights of innovation, Ludwig's new ATLAS mount (Pat. Pend.) is a self-contained, three-point suspension system that combines a mounting bracket with a tension lug; adding isolated mounting where you need it, with no drilling required. Available in single (LAPAM1) and specially-priced 3-packs (LAPAM3).



Available now exclusively on Legacy, Classic Maple, and NEW Keystone Series drums from Ludwig USA



The Suspension is in the Mount

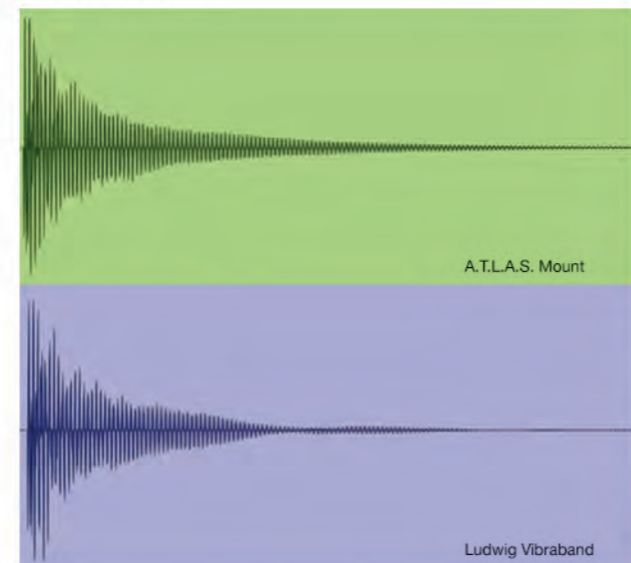
The 12.7mm clamp on the ATLAS Mount is isolated from shell contact by two hardened steel pins, floating on elastomer mounts over the integrated tension casing.



The Proof is in the Tone

Traditional isolation mounts -like Ludwig's Vibrabands- rest the batter hoop on multiple rubber contact points around the drum through the tension rods. While these effectively isolate the drum, they also dampen shell resonance. The sustain plots (shown below) clearly show the effect. The periodic wave in the Vibraband- mounted drum's decay plot is caused by the bounce of the drum against those contact points; dampening the drum as it bounces.

The new ATLAS mount effectively separates the isolation system from the drum, allowing the drum to resonate as an independent unit, without effect from the drum mount. The result is a smoother decay, longer sustain, and increased resonance.*



Functionality and Flexibility

The ATLAS Mount creates a mounting location anywhere on a drum, **NO DRILLING REQUIRED**. It simply attaches to the shell by replacing a lug (fits 25mm to 43mm holes spacing). Floor tom legs, auxiliary cymbal arms, and accessory clamps are positioned with ease and totally isolated from the shell.



Better Positioning, Fewer Stands

The increased stability of 12.7mm mounting arms and floor tom legs opens additional configuration possibilities using Atlas Aerodyne and new Scissor Lift cymbal holders (LAP3S8). For further flexibility, the ATLAS Mount comes with special insertion sleeves so 9.5 mm and 10.5 mm mounting arms can be seamlessly accommodated.



*Testing done on two standard 7-ply Classic Maple USA 12" toms using the same heads tuned to the same tension and struck at the same velocity; one fitted with a standard Ludwig Vibraband and the second with ATLAS.



The First Name in Drum Hardware.

The First Name in Drum Hardware.

The Ludwig Legacy began on the foundation of innovative drum hardware. Fusing the essence of William F. Ludwig's original innovations with modern function, Ludwig's award-winning line of Atlas stands and pedals is engineered to fit the harsh demands of any performance application with proven durability and a distinctly Ludwig vision.



For the Touring professional.

Tour-weight, durable, and engineered for high performance while withstanding full-impact play and frequent travel.



Highly-portable for the Metropolitan professional.

Light-weight, yet durable stands designed for optimum set-ups in confined spaces.



For the Gigging professional.

Medium/heavy-weight stands for the player on a budget with all the functionality needed for medium-to-large venues.



A new, highly-advanced approach to playing stability has arrived. The Atlas Pro Hi-Hat's state-of-the-art features allow it to perform with rock-solid reliance, eliminating annoying movement that interferes with precise play.



Easy Break-Down
At the center of the Centroid system is our exclusive frame system and locking inclined foundation plate, which breaks down easily for worry-free transport.



Infinitely Adjustable Footboard
Infinitely adjustable footboard angle allows you to dial in the perfect, personalized height and feel.



Progressive Action Roto-Linkage
Allows for smooth, high-impact pedal performance with increased velocity in the down-stroke, and completely adjustable pedal angle.



Wanna know more?
Follow this link to find out.

ATLAS PRO HI-HAT STAND

[LAP16HH]

Featuring the Centroid 3-point Stability System (Patent Pend.)

Aerodisc Bottom Cymbal Tilter (Patent Pend.)

A unique, revolving approach allowing the player to position the bottom hat cymbal to any angle and lock it in place.

I've played a few different two-leg hi-hats before, and they all have a tendency to rock a little when stomped repeatedly. Not the Atlas Pro. This sucker never budged, even with the legs rotated about 35 degrees.

- Modern Drummer, March 2012

SpurLok Heel Plate Anchors

SpurLok adjustable heel-plate anchors keep everything in the right place.

Centroid 3-Point Stability System (Patent Pend.)

Elevates the rear portion of the foundation plate, creating a functioning tripod with the stand's heavy, double-braced legs. This creates additional room for multiple pedal set-ups and seamless double-pedal play.

We invented the Bass Drum Pedal, now we're perfecting it.



WOW' is all I can say! The design of the Atlas Pro Double Pedal is perfect. No need for any different shaped cam, as the feel is perfect. Double and triple 16th notes come real easy. I feel like I have that inspiration to play drums again like I did when I was a kid with my first Speed King!

Jay Lane - Primus



ATLAS PRO PEDAL

[LAP15FP]



When I sat down the first time to play the Atlas pedal, I felt a freedom in my playing like never before. It was as if the pedal unlocked magical powers I never knew I had...

- Ben Sesar - Brad Paisley



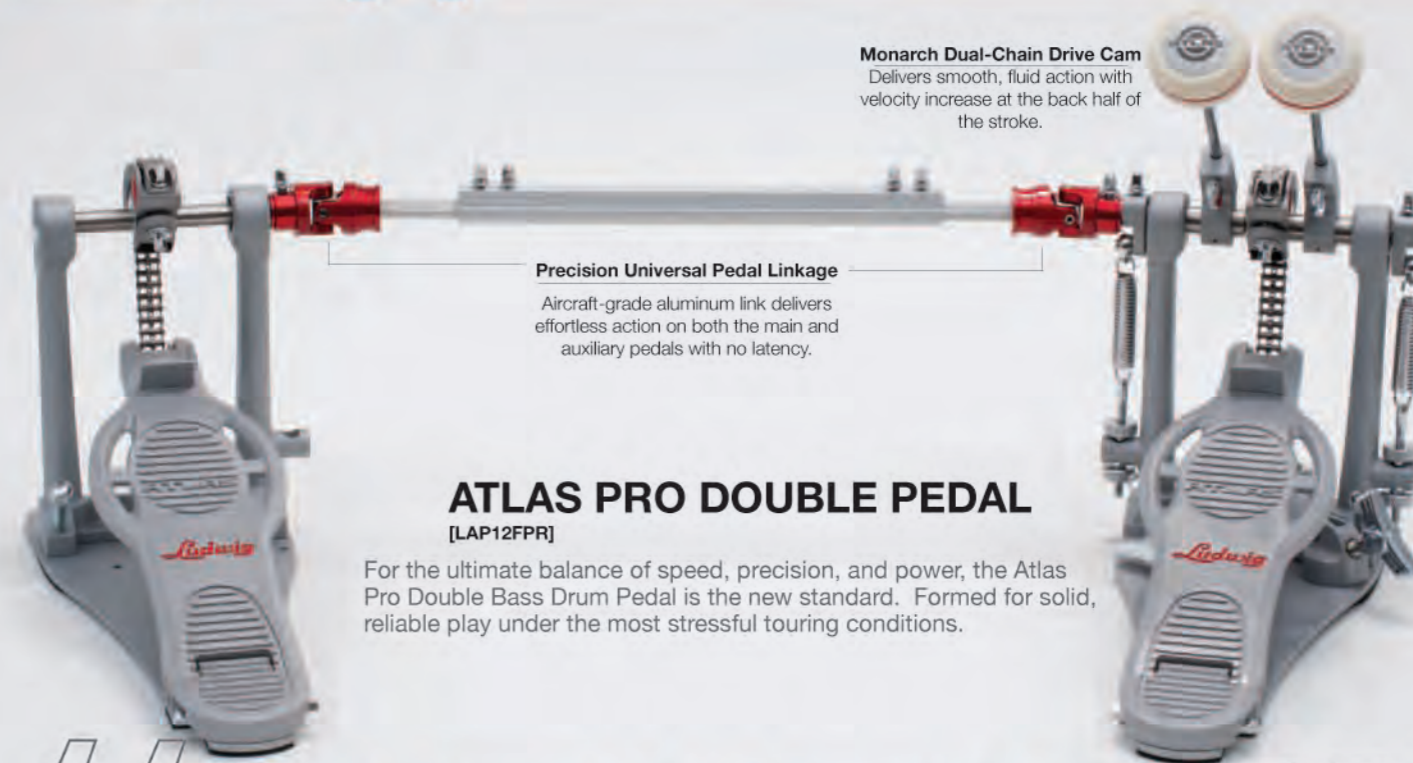
Bearing-Pivotal Spring Adjustment
Decreases resistance in each stroke for maximum speed.



SpurLok Heel Plate Anchors
Assures solid, slip-free performance and improved stability and feel.

True to the vision of our pioneering founder, the new Atlas Pro Bass Drum Pedal is built for a whole new level of performance. All appointments are infinitely adjustable for precise, customized feel and lasting stability

Monarch Dual-Chain Drive Cam
Delivers smooth, fluid action with velocity increase at the back half of the stroke.



Precision Universal Pedal Linkage

Aircraft-grade aluminum link delivers effortless action on both the main and auxiliary pedals with no latency.

ATLAS PRO DOUBLE PEDAL

[LAP12FPR]

For the ultimate balance of speed, precision, and power, the Atlas Pro Double Bass Drum Pedal is the new standard. Formed for solid, reliable play under the most stressful touring conditions.

This is a no-fuss, play-it-straight-out-of-the-box double pedal built for high performance and night-after-night reliability. - Modern Drummer, March 2012



SNARE STANDS

Atlas Pro: For the Touring Professional

A radical new approach to suspending snares and toms, the new Atlas Pro snare stand's retractable, detachable basket -the Pillar Clutch- is the mounting solution every pro drummer has been waiting for.



The Pillar Clutch (Patent Pend.)
The pillar clutch features a folding/detachable mounting for quick break down and compact storage.



Accommodates 10" to 16" Drums
Sliding basket grips expand and contract at all three points.



ATLAS PRO CONCERT SNARE STAND

[LAS23SSC]

ATLAS PRO SNARE STAND

[LAP23SSL]

Featuring The Pillar Clutch (Patent Pend.)

Low-Contact Basket Grips

The Pillar's low-tension basket clutch improves tom and snare resonance by holding drums securely without choking the bottom hoop.



Vice Grip Tube Joint with Integrated Memory Lock

Fully wrapped around the clamped tube, the new Atlas tube joint clamp delivers a rock-solid grip, with minimal stress to support tubing.

Aerodyne Tilter

A gearless, dual-axis rotating positioning system that easily places the drum securely at any angle.

Standard Snare Clutch

A fully adjustable snare basket mechanism designed for optimum performance and strength with any drum.

Aerodyne Tilter

A gearless, dual-axis rotating positioning system that easily places the drum securely at any angle.

ATLAS PRO SNARE STAND: STANDARD

[LAP22SS]

“We tested (Atlas Pro Snare) stand holding 10" and 13" rack toms, 15" and 16" floor toms, and several 14" snare drums, and then put the same drums in a standard snare stand. The difference was like night and day. The Atlas Pillar Clutch didn't inhibit the resonance in any noticeable way.” - Modern Drummer, March 2012

ATLAS PRO CYMBAL BOOM STAND

[LAP37BCS]

12mm Convertible Straight/Boom Tilter w/Memory Lock

Converts from a boom to a straight with a single wing-nut and features a hinged memory lock for repeatable setups.

Aerodyne Dual-Axis Gearless Cymbal Tilter

A gearless, dual-axis rotating positioning system that easily places cymbals securely at any angle and keeps them locked where you need them to be.



Shock-Resistant Keystone Foot

CYMBAL STANDS

In a sea of cymbal stands that all look and function the same, Atlas presents a refined "Modern-Classic" design, with the features and reliability to match its striking good looks. Atlas Pro cymbal stands will take the abuse the road can dish out, and keep performing with solid assurance night after night.

ATLAS PRO CYMBAL STRAIGHT STAND

[LAP27CS]

Vice Grip Tube Joint with Integrated Memory Lock

Fully wrapped around the clamped tube, the new Atlas tube joint clamp delivers a rock-solid grip, with minimal stress to support tubing.

PRO DOUBLE TOM STAND WITH AUXILIARY MOUNTING PORT

[LAP441TS]

Road-Ready Set-up Stability with Atlas Style.

- Ball-in-socket multi-position mounting arms
- 12mm ball-in-socket L-arms
- Rear auxiliary "V"-clamp
- Vice Grip tube joint with integrated memory lock.



Light-Weight Stands For Easy Transport

The true originals never really go out of style; they just improve with age. Created to be highly portable for the drummer on the go, Ludwig's new Atlas Classic Series Hardware is precision engineered for higher function and increased durability. The simple, light-weight approach of our original flat-based stands is enhanced with modern appointments, while retaining the core elements of their predecessors.



Aerodisc Locking Infinite Angle Adjustment Cymbal Tilter (Patent Pend.)
The revolving Aerodisc tilter locks the ideal bottom hi-hat cymbal angle in place for perfect feel and repeatable setups.



Spur-Lok Heel Plate Anchors
Assures solid, slip-free performance and improved stability from the hi-hat pedal.



Speed King (L201): A True American Original
The Speed King revolutionized drumming with its smooth feel and powerful response. Made in the USA and featuring the original reverse double compression spring mechanism, collapsible solid metal construction, direct-link drive and classic felt beater. Experience what the legends played!

ATLAS CLASSIC HI-HAT STAND
[LAC16HH]



Aerodyne Dual-Axis Gearless Cymbal Tilter

ATLAS CLASSIC CYMBAL STAND
[LAC25CS]

ATLAS CLASSIC SNARE STAND
[LAC21SS]

Gearless Infinite-Angle Tilter

ATLAS CLASSIC CYMBAL/BOOM STAND
[LAC35BCS]

Low-Contact Basket Grips

ATLAS CLASSIC BASS DRUM PEDAL
[LAC14FP]

All of the features of the Atlas Pro Pedal, with a folding wire base and included strap drive.

ACCULITE SUSTAIN FEET [PATENT PEND.]

Standard on all Atlas Classic stands, Acculite Sustain Feet are designed to increase placement versatility compared to other flat-based stands. Their dual-slot design allows for unrestricted, overlapping positioning, using alternating heights on companion stands. Acculite's bottom chamber further creates a sonic barrier between the stand and the floor, improving resonance from mounted cymbals, toms, and snare drums.

ATLAS THRONES

Featuring the theme of the original two-tone Atlas Hardware sticker, Atlas thrones come in both Classic (blue/olive) and Pro (red/black) colored vinyl with embroidered "block" logo. The seat's thick, high-density foam reduces stress on the legs and back for longer performance stretches, and is easily customized with our locking spindle height adjustment.

ATLAS CLASSIC ROUND THRONE
[LAC49TH]



ATLAS CLASSIC SADDLE THRONE
[LAC48TH]



ATLAS PRO ROUND THRONE
[LAP51TH]



ATLAS PRO SADDLE THRONE
[LAP50TH]





Medium-/Heavy-Weight Stands For the Gigging Drummer On A Budget

Not every gig calls for the heaviest-duty. For most gigging-professionals, a high-function, reliable set of durable medium/heavy-weight stands is first-call. Atlas Standard is the solution. Affordably priced with all the necessary features needed for medium-to-large venues, in weights that won't require paying a drum tech to lug them around.



Wanna know more?
Follow this link to find out.

ATLAS STANDARD CYMBAL STAND

[LAS26CS]

- Aero gearless tilter
- Sturdy double-braced legs
- New Keystone wing nuts and base feet

ATLAS STANDARD STRAIGHT/BOOM STAND

[LAS36MBS]

- Branded, 12mm convertible straight/boom tilter
- Aero gearless cymbal tilter
- Sturdy double-braced legs

ATLAS STANDARD SNARE STAND

[LAS22SS]

- Ball-in-socket tilter mechanism
- New Keystone wing nuts and base feet
- Sturdy double-braced legs

ATLAS STANDARD DOUBLE TOM STAND

[LAS45TS]

- Dual 10.5mm ball-in-socket tom arms
- Auxiliary Port for mounting accessories

ATLAS STANDARD HI-HAT STAND

[LAS16HH]

- New pedal board
- New Keystone wing nuts and base feet
- Sturdy double-braced legs
- Fully adjustable spring tension

ATLAS STANDARD BASS DRUM PEDAL

[LAS15FP]

- Smooth action with heavy backbeat for added power
- New pedal board
- Dual chain and sprocket drive
- Improved spring mechanism
- Bearing appointments for better feel

THE ATLAS PARTS & ACCESSORIES INDEX

EXPAND YOUR SET-UP, ENLARGE YOUR SOUND.

Engineered to maximize placement efficiency in the drum set, the Atlas Parts and Accessories Index is the world's first complete assortment of road-worthy mounting tools that actually enhance sonic output from each drum. Using the drums as the base for mounting additional items around the kit, Atlas Accessories allow for unparalleled placement and positioning while reducing the number of needed stands in the set-up. By isolating hardware contact from the shell with the revolutionary A.T.L.A.S. mount, each component is free to respond independently for unrivaled tonal impact. Expanding your playing field has never been easier!



ATLAS CLASSIC TELESCOPING CYMBAL ARM

Self-Attaching Cymbal Mounting Arm with Aerodyne Tilter (LAC251CH)

Telescoping to double its reach for ideal cymbal placement over bass drums, this classic Aerodyne cymbal tilter offers gearless, infinite positioning with slip-free adjustment.



ATLAS MINI-BOOM ARM (LAS1MB)

For quick, easy mounting of additional cymbals around the kit, featuring the gearless Aero Tilter.



ATLAS AERODYNE TILTER CLAMP

Self-Attaching Cymbal Arm with dual-axis tilter (LAP3T6 & LAP3T1)

Expand your set-up with worry-free cymbal placement wherever you need it. Features the gearless, infinite positioning precision of the Aerodyne tilter. Available in Long (6") and Short (1") models.



ATLAS PRO SCISSOR LIFT

Self-Attaching Cymbal Boom Arm with dual Aerodyne Tilters (LAP3S8 & LAP3S5)

Featuring the Aerodyne tilter at both the boom and cymbal joint, the Scissor Lift lets you bend, twist, and move cymbals into the right spot with gearless precision. Available in Long (dual 8") and Short (dual 5") models.



ATLAS BASS DRUM SINGLE TOM HOLDER W/MOUNTING BRACKET

Tom Mount with Multi-Angle Tom Arm for Bass Drum (LAP2985MT)

Mounts one tom securely on any bass drum with the strength of the Vice Grip tube bracket and integrated memory lock.



ATLAS BASS DRUM DOUBLE TOM HOLDER W/MOUNTING BRACKET

Tom Mount with Dual Multi-Angle Tom Arms for Bass Drum (LAP2984MT)

Mounts toms securely on any bass drum with the strength of the Vice Grip tube bracket and integrated memory lock.

THE A.T.L.A.S. MOUNT (Pat.Pend)

The World's Only Integrated Lug Suspension System and Mounting Bracket (LAPAM1)

The A.T.L.A.S. (or Aerial Tom Lug Attached Suspension) Mount creates a mounting location anywhere on a drum, by simply replacing a lug.

THE A.T.L.A.S. ARCH

Rail-Mounted Bass Drum Tom Holder (LAC2983MT)

A modern take on the classic rail consolette mount, The A.T.L.A.S. Arch offers infinite tom positioning and solid tom mounting with enhanced sustain and resonance in each drum.



ATLAS DOUBLE TOM ACCESSORY CLAMP

Self-Attaching Clamp with Dual Ball-in-Socket Tom Arms (LAP256STH)

Position Toms and Accessories at Any Angle, on Any Stand!



ATLAS SINGLE TOM CLAMP (PM0048)

A ball-in-socket, 12mm L-arm for infinite tom positioning and solid, stable performance. Mounts toms securely by clamping to any cymbal stand, and works with other Atlas accessories for additional cymbal placement around the kit.

THE A.T.L.A.S. ANCHOR

A.T.L.A.S.-mounted, height-adjustable Bass Drum Spurs (pair) (LAC2973SP)

A.T.L.A.S.-mounted for total shell isolation, the Anchor spur creates a solid playing foundation with slip-free performance and uninhibited resonance and tone.



COW BELL L-ARM (LAP473CBH)

Use it with the A.T.L.A.S. Mount to attach a cowbell or other accessories to bass drums.

12.7MM ACCESSORY RODS

Available in 4" to 16" lengths for use with the A.T.L.A.S. Mount and other Atlas mounting accessories.

LAP4RD	12MM Accessory rod, 4"
LAP8RD	12MM Accessory rod, 8"
LAP10RD	12MM Accessory rod, 10"
LAP12RD	12MM Accessory rod, 12"
LAP14RD	12MM Accessory rod, 14"
LAP16RD	12MM Accessory rod, 16"



THE STACKER CAP (LAPSC)

This small 12.7mm knurled rod threads easily to Atlas cymbal filters. Use it with Ludwig's Aerodyne tilters to stack cymbals on top of cymbals for further set-up expansion.



CLASSIC CAST BASS DRUM CLAW (P2308AP)

A solid cast, fully-isolated tribute to Ludwig's original stamped metal claw.



12MM L-ARM BALL (LAS12B)

Can be used with most ball-in-socket tom holders to accept all new Atlas accessories and mounts, for infinite positioning and solid support.



Visit the official ATLAS website for full accessory guide, helpful configuration tips, and demonstration videos to get the most from your accessories!



ATLAS PRO AND CLASSIC DRUM LUGGAGE

ATLAS PRO TOURING CASES:

Made for durability and heavy travel. Each features a 1" padding on all sides, 2mm PVC outer wall core, faux-wool inner, and durable high-density woven fiber outer. Features embroidered shoulder straps and rubber handles.



Atlas Pro Bags	Model #	Size	Fits
Hardware Bag	LX25AP		
Snare Bags	LX514AP	5x14	5x14
	LX614AP	6.5x14	5x14, 6.5x14
	LX1422AP	15x22	14x22, 16x22
Bass Drum Bags	LX1420AP	14x20	14x20
	LX1822AP	18x22	18x22
	LX1424AP	15x24	14x24, 16x24
	LX1824AP	18x24	18x24
	LX1426AP	15x26	14x26, 16x26
Floor Tom Bags	LX18AP	16x18	16x18
	LX16AP	16x16	16x16
	LX14AP	14x14	14x14
Tom Bags	LX13AP	9x13	9x13, 10, 13
	LX12AP	8x12	8x12, 9x12
	LX10AP	8x10	8x10, 9x10
Stick Bag	LX31AP		
Cymbal Bag 24"	LXC2AP		Up to 24"
Pedal Bag	LX27AP		Fits Sgl or Dbl



ATLAS CLASSIC HEIRLOOM BAGS:

Recommended for vintage drum protection. Each features a 1" padding on all sides, faux-wool inner, and weatherproof Koskin outer. Features embroidered shoulder straps and durable handles.

Atlas Classic Bags	Model #	Size	Fits
Hardware Bag	LX25BO		
Snare Bags	LX16BO	16x16	16x16, 19x16
	LX14BO	14x14	14x14
	LX13BO	9x13	9x13, 10x13
Tom Bags	LX12BO	8x12	8x12, 9x12
	LX10BO	8x10	8x10, 9x10
	LX614BO		
	LX31BO		
Cymbal Bag 24"	LXC2BO		Up to 24"
Lap Top Bag	LXL1BO		

DRUMHEADS

Whatever playing situation you're in, Ludwig has a drumhead made just for you. All Ludwig WeatherMaster® Drumheads feature our exclusive Headlock System and low profile collar, designed for even tuning and "no pull out" tensioning.



Power Collar Clear Bass Drum Head

Reduce unwanted overtones with Ludwig's Power Collar Head. These heads feature a clear heavy weight 10ml single ply material with an outer tone ring.



Vintage Front Bass Drum Head

Ludwig's re-issue of the stylish Vintage Logo Drumheads are an exact replica of the heads that adorned the famous drum sets of the sixties. These heads are smooth white and feature the black "script" logo at the top.



Clear Drum Head

Ludwig Clear heads are a must for getting punchy, clean tone from toms. Offered in MEDIUM (7.5ml) and HEAVY (10ml) film weights for dialing in the right balance between sound and high-impact performance.



White Texture Coated Drum Head

Heavy-coated by hand in the USA for extra depth, Ludwig Texture Coated heads are a key component in our legendary snare drum sound. Available in MEDIUM (7.5ml) and HEAVY (10ml) the original Weather Master delivers the sound and durability you've come to demand.



Silver Dot Heavy Drum Head

A heavy clear one ply head with a silver reinforced center dot. Ludwig's Silver Dot Heads are a favorite amongst marching percussionist and heavy hitters alike.

ACCESSORIES

400 SERIES HARDWARE

For the up-and-coming drummer, 400 Series stands are made to be accessible without sacrificing the elements needed to take real punishment. Performance-proven features include hide-away boom tilters, double-braced legs, basket-style snare stand adjustments and reinforced locking mechanisms for secure positioning.



L416HH 400 Series Double Braced

L436MBS 400 Series Boom Double Braced

L422SS 400 Series Double Braced

L426CS 400 Series Straight Double Braced

L415FPR 400 Series Bass Drum Pedal

BRUSHES



MODEL #	DESCRIPTION
---------	-------------

L-194	Red-Grooved Handle w/ Ball End
L-206	Clear Plastic Handle w/ Loop End
L-191	Red-Grooved Handle w/ Loop End
L-195	Black Plastic Handle w/ Loop End
L-190	Red-Ribbed Handle w/ Loop End

DRUMSTICKS

MODEL #	WOOD TIP	NYLON TIP	DESCRIPTION
---------	----------	-----------	-------------

L-7A		L-7AN	Small Olive Bead, 15 3/8" & .500 diameter
L-Jazz			Small Barrel Bead, 16 1/8" & .550 diameter
L-Rock		L-Rock-N	Large Acorn Bead, 16 3/8" & .550 diameter
L-5A		L-5AN	Medium Olive Bead, 15 3/8" & .575 diameter
L-5B		L-5BN	Large Acorn Bead, 16 1/8" & .600 diameter
L-SD1			Large Barrel Bead, 16 3/8" & .630 diameter
L-2B		L-2BN	Large Acorn Bead, 16" & .650 diameter
L-MS1			Large Ball Bead 16" & .700 diameter
L-3S			X-Large Barrel Bead, 16 1/8" & .700 diameter





FRONT COVER:

Keystone Series UpBeat shell pack in Salmon Oyster Pearl (LK7209KXSSO)
w/ 7.5 x 10" tom (LKT770XSSO), 5x14" Black Beauty (LB416) and Atlas Pro Hardware.

Ludwig

Ludwig DRUM SERIES' @ A GLANCE: A quick look at our drum set offering by series, shell-type, sound, and application. Hit the QR code in each area for more information.



SHELL: 1/16" Maple Outer Ply, 1/8" Poplar Core Ply, 1/16" Maple Inner Ply, with 1/4" Solid Maple Reinforcement Rings

BEARING EDGE: Outer 1/8" radius roundover, with 30 Degree Inner Bevel

SOUND: Warm, Focused Tonality. Extended Low-Range with Controlled Sustain. Performs best at mid-to-high tunings.

SHELL: 7-ply, Ginn North American Maple (three-ply core panel laminated in a horizontal/vertical/horizontal grain, bonded between inner and outer two-ply panels through proprietary RFST molding.)

BEARING EDGE: Cut to a 45-degree angle within 1/16" from the outside edge, then hand-sanded to the craftsman's touch to assure a smooth, even, flat surface for easy head seating.

SOUND: Big, open tonality. Extended resonance with focus on midrange projection.



SHELL: Reinforced Seam Molded Acrylic

BEARING EDGE: 45-degree inner bearing edge with slight outer bevel

SOUND: Unrestricted, powerful, and cutting attack. Wide-open resonance with top-end projection and no overtone.



SHELL: Three-ply Classic Maple core with 1/16" inner and outer plies of American Red Oak

BEARING EDGE: Dual 45-degree inner/outer with slight roundover at the apex

SOUND: Punchy, high-volume cut with quick decay. Immediate response under high-impact play at lower tunings.



SHELL: Bass and Toms- 6-ply Cherry/Gumwood hybrid, Snare 4 ply with reinforcement rings

BEARING EDGE: Full Roundover

SOUND: Warm and well-balanced, with dry, airy overtones.



SHELL: Maple Core with Birch Inner and Outer Panels. 6-ply toms, 8-ply Bass and Snare shells

BEARING EDGE: 45-degree inner bearing edge with slight outer bevel

SOUND: Deep, open resonance with wet, top-end projection. Complex overtones with subtle sustain.



SHELL: Maple Core with Birch Inner and Outer Panels. 6-ply toms, 8-ply Bass and Snare shells

BEARING EDGE: 45-degree inner bearing edge with slight outer bevel

SOUND: Bright, barking attack with focused midrange.



SHELL: Selected Hardwood. 6-ply toms, 8-ply Bass and Snare shells

BEARING EDGE: 45-degree inner bearing edge with slight outer bevel

SOUND: Mellow, sustained highs and lively high-range overtones.



SHELL: Selected Hardwood. 6-ply

BEARING EDGE: 45-degree inner bearing edge with slight outer bevel

SOUND: Mellow, sustained highs and lively high-range overtones.



ACCENT


LUDWIG USA 




CHARLIE ADAMS
Yanni



ANTHONY BURULCICH
Morrissey



ISSAC CARPENTER
Adam Lambert



KURT DAHLE
The New Pornographers



MATT FLYNN
Maroon 5



CHRIS GUGLIELMO
Bayside



JOHN HUMPHREY
Seether



GAS LIPSTICK
H.I.M.



COREY MILLER
Independent



DAVID PARKS
Low Cash Cowboys

Ludwig

Be a Legend. Join the Family.

Become the newest member of the Ludwig family! Join our online social media sites by visiting

[f](#) [t](#) [g+](#) [www.ludwig-drums.com](#) [v](#) [i](#) [r](#)



MIKE AVAINAIM
Emblem3



JEFFREY CLEMMONS
G. Love & Special Sauce



JOEY CASSATA
Z102



MICHAEL D'AMICO
The Beach Boys



SAM FORGARINO
Interpol



AREJAY HALE
Halestorm



JJ JOHNSON
Tedeschi Trucks Band



JESS MARGERA
CKY



STEVE MOORE
The Mad Drummer



PAT PETRILLO
Independent



RYAN RABIN
Grouplove



MATTHEW BILLINGSLEA
Taylor Swift




AHMIR "QUESTLOVE"
THOMPSON
The Roots



ALICIA WARRINGTON
Chris Rene



PATRICK WILSON
Weezer



PAULO BALDI
Cake



CLAYTON CAMERON
Independent



CHIWOO CHOI
ShinKwanwoong [Korea]



BOONE DAUGHDRILL
The Band Perry



JEFF FRIEDL
Puscifer / Devo / Ashes
Divide



CHRIS HAYDEN
Florence and the Machine



PATRICK KEELER
The Raconteurs /
The Greenhorns



JEFF MARINO
Darius Rucker



FAB MORETTI
The Strokes



STEVE PILGRIM
Paul Weller



BOBBY RONDINELLI
Independent



JOHN STAMOS
Actor / Independent



SCOTT UNDERWOOD
Train



SEAN WAUGAMAN
Walk The Moon



BRIAN YOUNG
Fountains of Wayne



MARTY BELLER
They Might Be Giants



BUN E. CARLOS
Cheap Trick



SCOTT CHURILLA
The Reverend Horton Heat



SCOTT DEVOURS
Roger Daltry



RON GANNAWAY
Gretchen Wilson



GREG HERRINGTON
Martina McBride



DAN KONOPKA
OKGo



JOSH "CHACHI"
MARUNDE
Pop Evil



BRAD MORGAN
The Drive By Truckers



BILLY THOMAS
Vince Gill



JON "BERMUDA"
SCHWARTZ
Weird "Al" Yankovic



RINGO STARR
Ludwig Royalty



ALEX VAN HALEN
Van Halen



ALAN WHITE
YES



NATE YOUNG
Anberlin



JIM BLOODGOOD
Sarah Evans



CARL LAMAR CARTER
Raphael Saadiq



CHRIS CULOS
D.A.R.



FRED ELTRINGHAM
Sheryl Crow



MARCO GIOVINO
Robert Plant



DAVE HIDALGO
Social Distortion



LENNY KRAVITZ



TRAVIS MCNABB
Sugarland



DAXX NIELSEN
Independent



CHRIS THOMPSON
Eli Young Band



BEN SESAR
Brad Paisley



JASON SUTTER
Marilyn Manson



FRANKLIN VANDERBILT
Lenny Kravitz



JOHN WICKS
Fitz and the Tantrums



VINNIE COLAIUTA



NED BROWER
Rooney




PATRICK CARNEY
The Black Keys




JOHN COWSILL
The Beach Boys



STEVE FIDYK
Clinician



ED GRAHAM
The Darkness



BRYAN HITT
REO Speedwagon



JAY LANE
Primus



BUTCH MILES



CARL PALMER
ELP / ASIA



SEBASTIAN THOMSSON
Baroness



ED SHAUGHNESSY
Ludwig Royalty



JIM RILEY
Rascal Flatts



JOEY KRAMER
Aerosmith



DAVE LOMBARDO
Slayer



JEFF BROWN
Reeves Gabriels

Ludwig

Ludwig Drum Company
PO Box 310 • Elkhart, IN • 46515